

Foot switches

IP Series




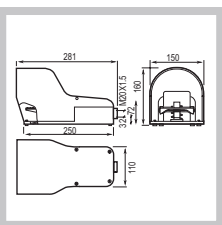
Single or double foot switches with the EN418 emergency stop option.
Available with electric or pneumatic controls.

Foot switches


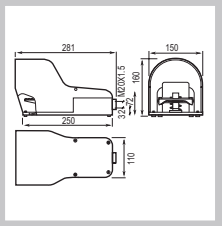

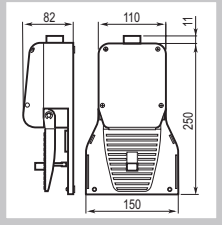

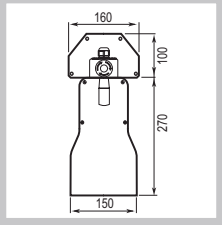

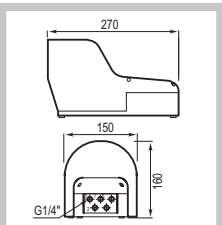
IP Series

IP54 thermoplastic type - Single

SAFETY FOOT SWITCHES

	DESCRIPTION	CONTACTS	REFERENCE NO.	WEIGHT gr.	MIN. PACK QTY.	DIMENSIONS
	With trigger mechanism requiring positive action to allow pedal operation	Slow break 1NO	IP7007	1.400	1	
		2NO	IP7008			


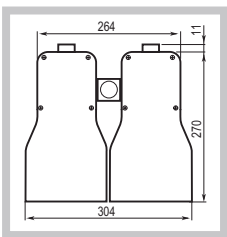
FOOT SWITCHES


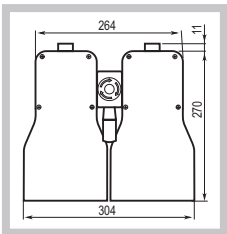
	DESCRIPTION	CONTACTS	REFERENCE NO.	WEIGHT gr.	MIN. PACK QTY.	DIMENSIONS
	With pedal latching device and without trigger mechanism	Slow break 1NO	IP 7011	1.400	1	
	Without rest position trigger mechanism	Slow break 1NC+1NO	IP7006I	1.300	1	
	With trigger mechanism and EN418 emergency stop	Slow break 1NO	IP7007EM	3.900	1	
	Pneumatic with trigger mechanism	With 1/4" 5 ways valve	IP7023	1.600	1	
	Pneumatic with pedal latching device and without trigger mechanism		IP7024		1	

Foot switches


IP Series

IP54 thermoplastic type – Double

DOUBLE						
DESCRIPTION	CONTACTS	REFERENCE NO.	WEIGHT gr.	MIN. PACK QTY.	DIMENSIONS	
 <p>With trigger mechanism requiring positive action to allow pedal operation</p>	Slow break		3.100	1		
	1NO	IP7018				
	2NO	IP7019				

DOUBLE WITH EN418 EMERGENCY STOP						
DESCRIPTION	CONTACTS	REFERENCE NO.	WEIGHT gr.	MIN. PACK QTY.	DIMENSIONS	
 <p>With trigger mechanism requiring positive action to allow pedal operation</p>	Slow break		5.300	1		
	1NO	IP7018EM				
	2NO	IP7019EM				

GENERAL CHARACTERISTICS

Comply with		IEC/EN60947-5-1
Rated insulation voltage U_i	V	690 (pollution class 3)
Rated impulse withstand voltage U_{imp}	kV	4
Operating frequency	Hz	50/60
Rated thermal current I_{th}	A	10
Rated operating current I_e :		
AC-15 alterante current	V	24 60 110 230 400
	A	16 12 8 6 4,5
DC-13 continuous current	V	24 48 60 110 230
	A	2 1,2 0,85 0,4 0,25
Conditional short circuit withstand		1000A - 10A-500V class gG fuses
Contact impedance	mΩ	≤25
Contact type		Slow break double gap contacts
Positive opening		NC contact with positive opening 
Electric shock protection		Class II
Protection rating		IP54
Ambient temperature	°C	Operating -25 +70
	°C	Storage -30 +70
Termination type		Screw clamp terminals
Cable entry		No. 1 M20x1.5



programmable
control systems



safety
remote controls



rotary
limit
switches



cabled
controls



general
purpose
radio
controls



foot
switches



PO BOX 5738
BRENDALE QLD 4500
AUSTRALIA

industryIQ

(t) +61 7 3889 9329
(f) +61 7 3889 9330
(e) support@industryiq.com.au
(w) www.industryiq.com.au