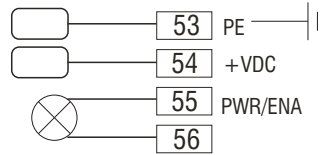
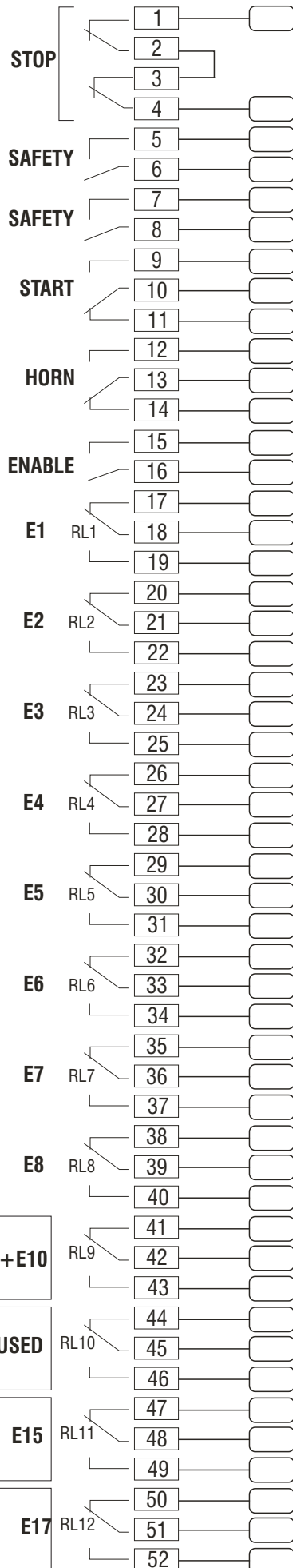
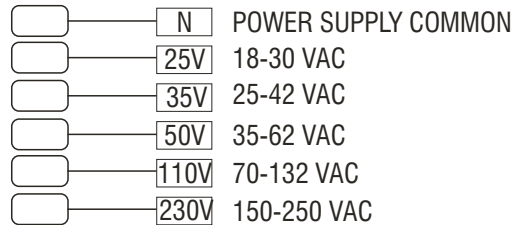


LK 4-2-D

SHOWN WITH OPTIONAL TOGGLE SWITCH



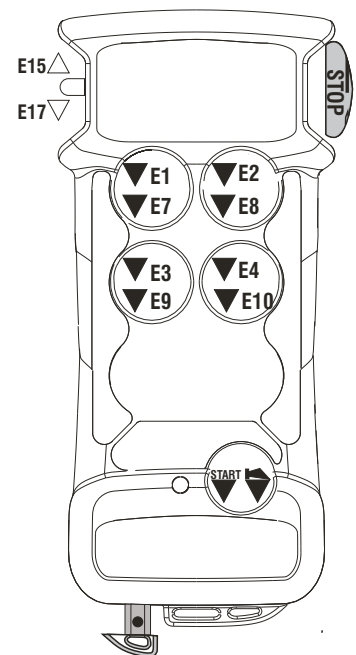
POWER SUPPLY



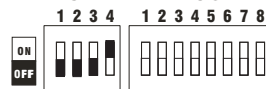
THE STOP RELAY IS THE PRIMARY SAFETY ELEMENT, AND MUST BE CONNECTED TO THE MAIN CONTACTOR OR SIMILAR.

THE SAFETY RELAY IS DESIGNED TO BE CONNECTED IN SERIES WITH THE SUPPLY TO ALL MOTION OUTPUTS

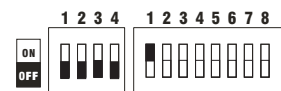
THE SYSTEM IS SUPPLIED IN 'AUTO' FREQUENCY MODE. IN MOST FIXED INSTALLATIONS (SUCH AS OVERHEAD CRANES) IT IS ADVISABLE TO SET THE UNIT TO A MANUAL FREQUENCY. SEE THE HANDBOOK FOR DETAILS.



TRANSMITTER ENCODER

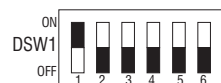


RECEIVER DECODER

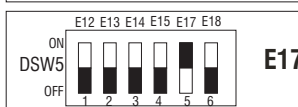
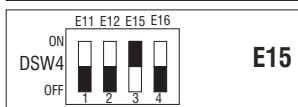
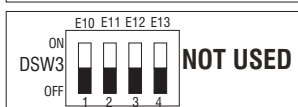
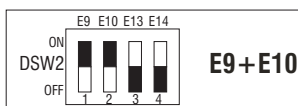


FREQUENCY: MHz (FACTORY SET ON AUTOMATIC)

RECEIVER MOTHERBOARD



- 1 - RL8 ALSO ACTIVATES RL7
- 2 - RL10 ALSO ACTIVATES RL9
- 3 - RL12 ALSO ACTIVATES RL11
- 4 - E3, E4 MAINTAINED BY E1, E2
- 5 - E7, E8 MAINTAINED BY E5, E6
- 6 - E2, E4 INTERLOCKED WITH E1, E3



PO Box 5738
Brendale DC QLD 4500
Tel: 07 3889 9329
Fax: 07 3889 9330
support@industryiq.com.au

DRAWING
LK4-2-D

REVISION
E

DRAWN
MDC 22.05.13